

LE STANZE DEL VETRO



KIDS

FULVIO BIANCONI
AT VENINI

13.9.2015
10.1.2016


LE STANZE DEL VETRO
Isola di San Giorgio Maggiore, Venice

10 am – 7 pm
closed on Wednesdays
information:
T +39 041 5229138

guided tours:
toll free 800 662 477
artsystem@artsystem.it
@rt system

www.lestanzedelvetro.org
follow us on Facebook

FULVIO BIANCONI



Fulvio Bianconi was born in Padua just one hundred years ago. From his childhood he lived in Venice, where he developed his great love for the art of glass. He was a person who bubbled over with ideas, he was tremendously curious and loved drawing. After he moved to Milan, he worked as an illustrator of books and book covers and was also involved with advertising.

It was because of a job he was given by an important perfume firm that, at little more than thirty years of age, he returned to the island of Murano and began to design vases and glass pieces for the Paolo Venini glassworks. Because of his great passion for glass, he continued all his life to work in close contact with the master glassblowers to produce highly coloured vases and glass pieces, such as you will see in this exhibition.

His friend Bruno Munari said of him:

“Everyone knows that Bianconi draws continually. I mean that he draws while eating, while talking, while walking along the street, that he draws on the vaporetto, at exhibitions, at conferences, everywhere and at all times”.

BLOWN GLASS

Glass is a very old and fragile, but at the same time, hard and resistant material, made from the mixing or fusion of three natural substances: sand, lime and ash. Glass is fused in furnaces at very high temperatures.

With a long, hollow metal cane, the master glassblower takes a small amount of fused glass from the furnace and blows it into a bubble, like a little ball. The glass is now ready to be shaped and become a vase, a bowl, a drinking glass, a bottle, an ornament, what you will!



LOOK AT, LOOK FOR AND...



1

The **Handkerchief** vase is ideal as a table centrepiece and as a flowerpot with all those folds to keep the flowers up! The smaller ones were used as sweet dishes. In the squares on the wall there are a lot of handkerchief vases. Are they all the same? Look at them carefully!

2



A fisherman has filled his net! A mermaid with her hands held high and an upside-down fish!

3 FIND!

A ship with its sails outspread has been trapped in a bottle!

4



So many coloured bands! Fulvio Bianconi and the master glassblowers brought them together and fused them, creating a wonderful colour effect, to which Fulvio Bianconi gave the name of the city of Paris.

5



The bottle and many of the vases in this room are part of the series called **Pezzati** (patchwork) because they are made up of so many coloured tesserae - patches - placed near to each other, like in a mosaic. Further on you will see how they make a beautiful stained-glass window!

6 FIND!

So many holes in these vases, and one of them, made into a little face, is smiling at you!

9 FIND!

There was once a cock-horse who met a dancer-mermaid... What happens next? Find the two characters and make up a lovely story.



8

Harlequin the acrobat, Meneghino upside-down! Look at the characters of the Commedia dell'Arte (traditional Italian comedy) in the little theatre! How many of them are there? Try to recognise them all, using the drawings hanging on the wall to help you.

7

These vases and the ones near them seem to be aquariums full of coloured algae!






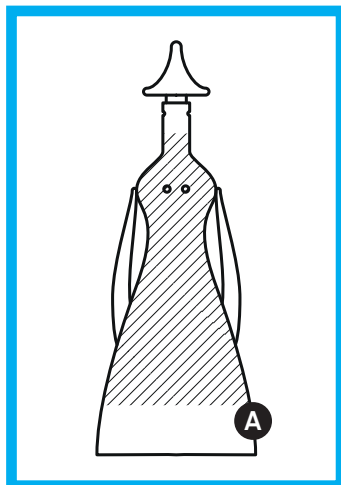
10



In this series of musicians one of the figures is playing the horn: Fulvio's daddy also played this attractive instrument.

1. Four scented seasons

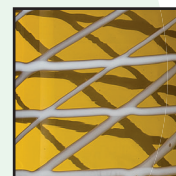
Stick each season to the corresponding perfume bottle.
Fulvio designed them as though they were beautiful ladies:
see them in Room Number 1.




___ SPRING ___ SUMMER ___ AUTUMN ___ WINTER

2. Be inspired by the colours!


Choose between the different squares the pattern you liked the best and with it decorate this transparent vase as you have seen with Bianconi's vases.



A RETE




FENICIO



SCOZZESE

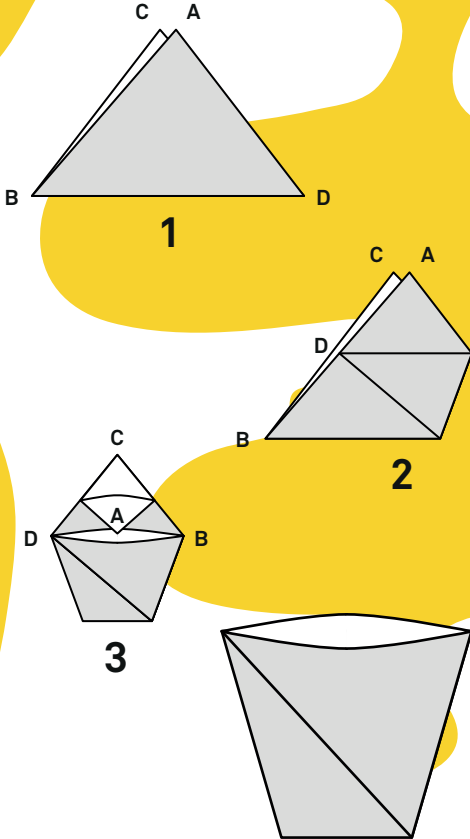


A FASCE



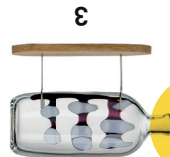
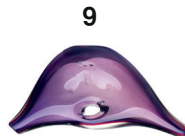
3. A pocket... glass!

Ask for a sheet at the reception, colour it as you feel like doing and then fold it along the coloured lines as explained in the instructions.



1. Fold the sheet along the orange line (fig. 1)
2. Fold the corner D inwards following the blue line (fig. 2)
3. Turn your sheet around
4. Fold the corner B inwards following the blue line
5. Fold along the red line and insert the corner A into the pocket which has now been formed (fig. 3)
6. Turn your sheet around
7. Fold along the red line and insert the corner C into the pocket which has now been formed

GAME 1
 A WINTER
 B SPRING
 C AUTUMN
 D SUMMER



FINDI

SOLUTIONS