

LE STANZE

THE GLASS OF
THE ARCHITECTS
VIENNA 1900-1937

18.4. - 31.7.2016

LE STANZE DEL VETRO

Isola di San Giorgio Maggiore, Venice

www.lestanzedelvetro.org

LE STANZE DEL VETRO



In cooperation
with MAK, Vienna

The objects that you find in this show are mostly from a museum in Vienna: it is called the Museum für Angewandte Kunst or the Museum of Applied Arts.

Applied arts are different from painting, sculpture and architecture, and involve objects for everyday use such as furniture, vases, glasses and jugs, conceived and designed by important artists that experimented with techniques and used materials such as glass, porcelain, metal, wood etc.

The works on show were created between 1900 and 1937. Outstanding objects of design produced from a careful study of forms and precisely designed by six famous architects.



Otto Prutscher



Dagobert Peche



Josef Hoffmann



Adolf Loos



Koloman Moser



Oswald Haerdtl

Among the decoration techniques of the objects in the exhibition, take a look at the “bronzit” technique. It is achieved through applying a uniform layer of black or brown glaze onto the glass surface, the decoration is then protected with a varnish, whilst the unprotected surface is etched through a bath of hydrofluoric acid. The effect is like a drawing using metallic shades on a background of matte glass.



A visit to the exhibition

A journey through extraordinary works. Be inspired by the unusual shapes, the refined decorations, the purity of the transparency and the colours.



1 This vase from 1899 is decorated with the "octopus" technique, which involves the use of corrosive solutions to achieve the light relief effect.

1



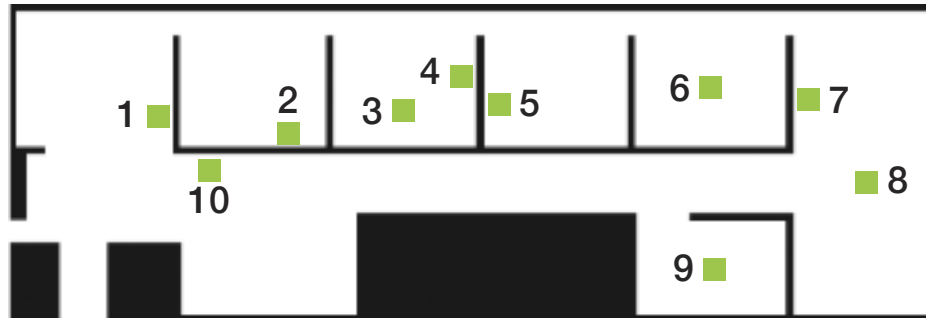
2 The technique used to create this vase from 1910 is also particularly complicated: the body is made of several layers of crystal and ruby glass, and the engravings that decorate it follow a precise pattern of stylized leaves.

2



3

3 Look, the "bronzit" technique! Josef Hoffmann and his students experimented with this technique from 1910, combining plant decoration and gold geometric patterns like in this small flower bowl.



10 This green vase in lamp blown glass was made using a burning flame to melt the glass paste.

10



9 Imagine sitting on the soft stool. The light bounces off the crystal chandelier, the mirrors and the silver walls around you, reflecting your image like different notes of the same melody. You are immersed in a total work of art.

9



4 Glass is a material used in many fields. Koloman Moser created this sign for a fashion shop using a mosaic technique with coloured glass tiles in 1904.

4



5 During the First World War the artists did not stop inventing and designing new forms and decorations. This vessel shows a soldier and is part of a series of objects made during the war, as indicated by the date.

5



6 This glass belongs to a series of thick-looking objects, presented in forms inspired by past centuries.

6



7 Introducing "muslin" glass with this small container and lid, dated 1925. It is called this because it is made from crystal glass as fine as muslin: a very light fabric similar to gauze dressing.

7




8 Adolf Loos used a technique of cutting criss-crossed grooves on the bottom of the glass to enhance the brightness of the crystal glass and the simplicity of its form.

8

Let's try!

Drawing is fundamental in the design stage of producing a vase. The composition of round bodies and even more unusual shapes still follow very precise rules. Try to complete these two particularly complex examples.



Remember and Match

After you have visited the exhibition and seen all the objects on show, try to match each object to its technique.



1



“Muslin” glass



2



Lamp blown glass



3



“Bronzit” glass

Did you know that...

you can touch some of the objects that you have seen in the showcases? Go to the reception desk and ask the person in charge of the exhibition. You can choose between the lightness of “muslin” glass, different cutting techniques, or “bronzit” decoration. We must thank the Lobmeyr firm for providing some copies of the objects on show, giving us this special opportunity.

Look at the picture carefully: each box contains a logo that represents the signature of an artist or company.

1



Leopold Bauer



Josef Hoffmann



Leopold Stohla

Now try to draw your initials in the squared space and...



2



Koloman Moser




Othmar Schimkowitz



Lobmeyr

1 - 2 - 3...
LEAVE
YOUR
MARK



ANSWERS
1-C | 2-A | 3-B